



















# Homework Questionnaire for Parents

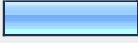
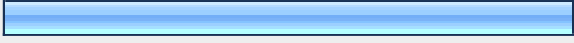

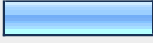

1. My child is			Response Percent	Response Count
A boy			47.5%	58
A girl			52.5%	64
			<i>answered question</i>	122
			<i>skipped question</i>	3

2. My child is in class			Response Percent	Response Count
1			8.3%	10
2			3.3%	4
3			9.1%	11
4			9.1%	11
5			5.8%	7
6			14.0%	17
7			9.9%	12
8			11.6%	14
9			5.0%	6
10			9.9%	12
11			14.0%	17
			<i>answered question</i>	121
			<i>skipped question</i>	4






### 3. What do you think about the amount of homework your child gets?

		Response Percent	Response Count
It is usually too much		13.0%	16
<b>It is Just about right</b>		<b>52.0%</b>	<b>64</b>
It is too little		20.3%	25
It varies too much to say		13.0%	16
I don't know		1.6%	2
		<b>answered question</b>	<b>123</b>
		<b>skipped question</b>	<b>2</b>

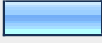
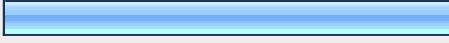
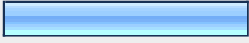


### 4. How difficult does your child usually find his/her Homework?

		Response Percent	Response Count
It is usually too easy.		14.5%	18
<b>It is just about right.</b>		<b>62.9%</b>	<b>78</b>
It is too hard.		1.6%	2
It varies too much to say.		16.1%	20
I don't know.		4.8%	6
		<b>answered question</b>	<b>124</b>
		<b>skipped question</b>	<b>1</b>





**5. My child learns a lot from doing his/her homework**

		Response Percent	Response Count
Strongly agree		12.2%	15
<b>Agree</b>		<b>50.4%</b>	<b>62</b>
Disagree		26.8%	33
Strongly disagree		4.9%	6
Don't know		5.7%	7
		<b>answered question</b>	<b>123</b>
		<b>skipped question</b>	<b>2</b>






**6. Doing homework helps my child to become independent**

		Response Percent	Response Count
Strongly agree		10.5%	13
<b>Agree</b>		<b>49.2%</b>	<b>61</b>
Disagree		26.6%	33
Strongly disagree		8.1%	10
Don't know		5.6%	7
		<b>answered question</b>	<b>124</b>
		<b>skipped question</b>	<b>1</b>






**7. My child knows what he/she needs to do for homework**

		Response Percent	Response Count
Always		15.2%	19
<b>Usually</b>		<b>52.8%</b>	<b>66</b>
Sometimes		30.4%	38
Never		0.0%	0
Not sure		1.6%	2
		<b><i>answered question</i></b>	<b>125</b>
		<b><i>skipped question</i></b>	<b>0</b>





**8. I see my child's homework.**

		Response Percent	Response Count
<b>Always</b>		<b>71.2%</b>	<b>89</b>
Usually		17.6%	22
Sometimes		6.4%	8
Never		4.0%	5
Not sure		0.8%	1
		<b><i>answered question</i></b>	<b>125</b>
		<b><i>skipped question</i></b>	<b>0</b>





**9. My child usually enjoys doing his/her homework.**

		Response Percent	Response Count
Always		9.6%	12
Usually		31.2%	39
<b>Sometimes</b>		<b>45.6%</b>	<b>57</b>
Never		11.2%	14
Not sure		2.4%	3
		<i>answered question</i>	<b>125</b>
		<i>skipped question</i>	<b>0</b>





**10. Home work is a cause of tension at home.**

		Response Percent	Response Count
Very often		8.9%	11
Often		23.4%	29
<b>Sometimes</b>		<b>50.0%</b>	<b>62</b>
Never		17.7%	22
		<i>answered question</i>	<b>124</b>
		<i>skipped question</i>	<b>1</b>






**11. Home work is better when it is linked to the work done at school.**

		Response Percent	Response Count
<b>Strongly agree</b>		46.8%	58
Agree		45.2%	56
Disagree		1.6%	2
Strongly disagree		0.0%	0
Don't know		6.5%	8
		<b>answered question</b>	<b>124</b>
		<b>skipped question</b>	<b>1</b>






**12. I am satisfied with the feed back from teachers.**

		Response Percent	Response Count
Very often		13.2%	16
Often		33.9%	41
<b>Sometimes</b>		44.6%	54
Never		8.3%	10
		<b>answered question</b>	<b>121</b>
		<b>skipped question</b>	<b>4</b>





**13. The number of hours I think the government recommends for homework per week is:**

		Response Percent	Response Count
less than 1 hour		18.9%	18
<b>1 hour</b>		<b>35.8%</b>	<b>34</b>
2 hours		32.6%	31
3 hours		7.4%	7
4 hours		5.3%	5
more than 4 hours		0.0%	0
		<b>answered question</b>	<b>95</b>
		<b>skipped question</b>	<b>30</b>





**14. Homework menus with open ended tasks are better than work sheets.**

		Response Percent	Response Count
Strongly agree		0.8%	1
Agree		21.0%	25
<b>Disagree</b>		<b>42.9%</b>	<b>51</b>
Strongly disagree		14.3%	17
Don't know		21.0%	25
		<b>answered question</b>	<b>119</b>
		<b>skipped question</b>	<b>6</b>






**15. I have to remind my child to do homework.**

		Response Percent	Response Count
Very often		40.2%	49
Often		23.0%	28
Sometimes		27.9%	34
Never		9.0%	11
		<b>answered question</b>	<b>122</b>
		<b>skipped question</b>	<b>3</b>



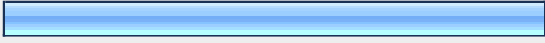

**16. I leave my child to get on with it.**

		Response Percent	Response Count
Very often		3.3%	4
Often		8.9%	11
<b>Sometimes</b>		<b>58.5%</b>	<b>72</b>
Never		29.3%	36
		<b>answered question</b>	<b>123</b>
		<b>skipped question</b>	<b>2</b>






17. I feel that I don't have enough knowledge to help my child with his /her homework.

		Response Percent	Response Count
Strongly agree		4.1%	5
Agree		20.3%	25
<b>Disagree</b>		<b>52.0%</b>	<b>64</b>
Strongly disagree		19.5%	24
Don't know		4.1%	5
		<i>answered question</i>	<b>123</b>
		<i>skipped question</i>	<b>2</b>






18. I worry that I might be doing things that are unhelpful to my child's learning.

		Response Percent	Response Count
Very often		4.0%	5
Often		14.5%	18
<b>Sometimes</b>		<b>59.7%</b>	<b>74</b>
Never		21.8%	27
		<i>answered question</i>	<b>124</b>
		<i>skipped question</i>	<b>1</b>






**19. The teacher needs to explain home work tasks more clearly.**





		Response Percent	Response Count
Strongly agree		9.8%	12
<b>Agree</b>		<b>41.5%</b>	<b>51</b>
Disagree		35.0%	43
Strongly disagree		2.4%	3
Don't know		11.4%	14
		<b>answered question</b>	<b>123</b>
		<b>skipped question</b>	<b>2</b>

**20. Which of these sources of advice on home work [if any] would you welcome and use if available?**



		Response Percent	Response Count
Information leaflets		68.9%	84
Parents' workshops in the evening		42.6%	52
<b>Information pages on the School's Website</b>		<b>70.5%</b>	<b>86</b>
None of the above		3.3%	4
Something else? [please add comment to qestion 24]		3.3%	4
		<b>answered question</b>	<b>122</b>
		<b>skipped question</b>	<b>3</b>

21. Which topics [if any] would you welcome advice on?			Response Percent	Response Count
Reading with my child			29.3%	27
Learning spellings at home			37.0%	34
<b>Learning multiplication / division</b>			<b>75.0%</b>	<b>69</b>
Learning subtraction /addition			63.0%	58
Something else [please add comment to question 24]			12.0%	11
		<b>answered question</b>		<b>92</b>
		<b>skipped question</b>		<b>33</b>

22. If your child fails to do homework then :			Response Percent	Response Count
<b>You should be told immediately.</b>			<b>45.4%</b>	<b>54</b>
You should only be told if it happens repeatedly.			32.8%	39
There should be no further action.			5.0%	6
Homework should be completed in playtimes/lunchtimes.			11.8%	14
Something else [please specify in question 24].			5.0%	6
		<b>answered question</b>		<b>119</b>
		<b>skipped question</b>		<b>6</b>

23. Which of these statements best describes your attitude to your child's homework?			
		Response Percent	Response Count
I agree with it: I often enjoy the chance it gives to do things with my child.		57.0%	69
I agree it should be done but I don't get involved.		1.7%	2
It's okay: sometimes I'm involved and I'm happy with that.		27.3%	33
I don't agree with homework.		14.0%	17
<b>answered question</b>			<b>121</b>
<b>skipped question</b>			<b>4</b>

24. Please add any further comment you wish to make regarding homework.		
		Response Count
		75
<b>answered question</b>		<b>75</b>
<b>skipped question</b>		<b>50</b>

25. Would you be willing to join a Homework Working Party group.[If yes please give a contact number to the class teacher]			
		Response Percent	Response Count
Yes		21.5%	23
No		78.5%	84
<b>answered question</b>			<b>107</b>
<b>skipped question</b>			<b>18</b>